

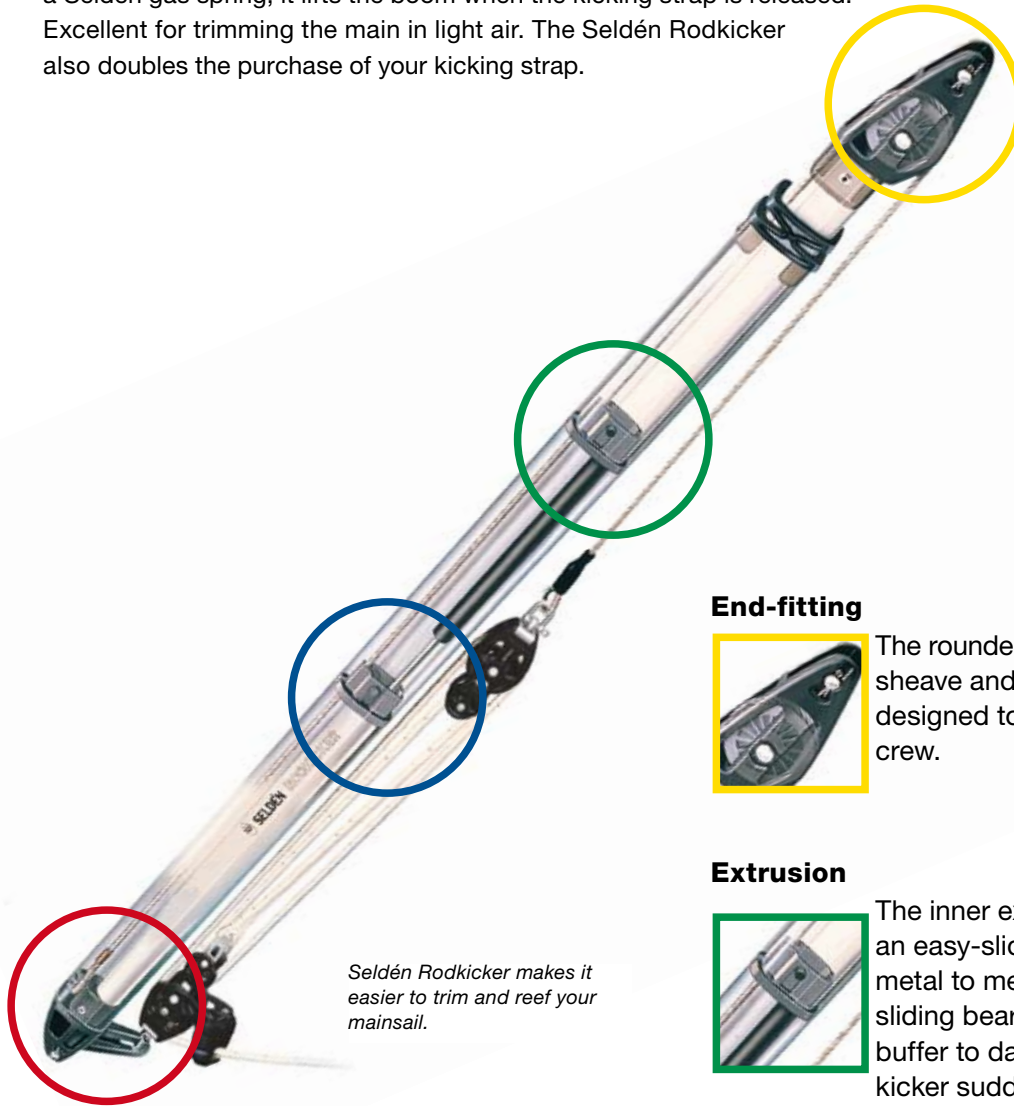
RODKICKER



The world's best selling rigid vang

Rodkicker rigid vang

A Seldén Rodkicker facilitates sail handling when reefing, preventing the boom from dropping into the cockpit or onto the coach roof. When fitted with a Seldén gas spring, it lifts the boom when the kicking strap is released. Excellent for trimming the main in light air. The Seldén Rodkicker also doubles the purchase of your kicking strap.



Seldén Rodkicker makes it easier to trim and reef your mainsail.

End-fitting



The rounded end-fitting, with enclosed sheave and recessed split pin, is designed to avoid snagging sails or crew.

Extrusion



The inner extrusion end plug acts as an easy-slide bushing and prevents metal to metal contact. The upper sliding bearing also acts as an elastic buffer to dampen the shock if the kicker suddenly bottoms.

Easily installed, easily operated




The extended block attachment lug allows the block to turn, enabling the tackle to be operated from either port or starboard. The Rodkicker is supplied with detailed instructions and is easily fitted. If a Rodkicker is retrofitted to an

existing rig, the original kicking strap tackle can still be used. Seldén Rodkickers are made of anodised aluminium and are carefully tested to meet stringent quality and performance standards.


Gas spring



The Rodkicker can be supplied with an optional integral gas spring. This lifts the boom when the kicking strap is released, opening the leech of the sail. A Rodkicker with a gas spring replaces the topping lift, making reefing fast and simple. The gas spring is easily retrofitted to a Rodkicker that does not have a spring.



Operation from mast.




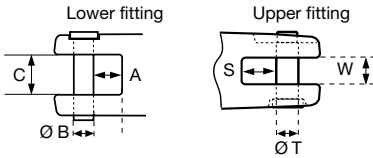


Operation from cockpit.

Choosing the right size

The choice is based mainly on the righting moment of the yacht, a measure of its ability to carry sail. This is approximately proportional to displacement. The second input is the rig type (masthead or fractional). The table below shows the correct type for monohulls. Gas springs are

available in a range of strengths, to cover variations in boom weight (including the stowed sail) and the Rodkicker angle. The angle varies with gooseneck height and kicker length. If in doubt, ask your dealer for more information.

		Type 05	Type 10		Type 20		Type 30	
	Max. righting moment:	frac. rig 12.5 kNm	25 kNm		50 kNm		120 kNm	
		masthead rig 15.0 kNm	35 kNm		70 kNm		160 kNm	
	Max. displacement:	frac. rig 2.5 tonnes	5 tonnes		9 tonnes		20 tonnes	
		masthead rig 3.9 tonnes	6 tonnes		11 tonnes		25 tonnes	
Current Seldén boom section		B087-B120	B087-B152		B171-B200		B200-B250	
Previous Selden/ Kemp boom section		86/59-111/75	86/59-111/75, 128/90		150/105-189/132, 206/139			
	Height of boom (XBH)	< 900 mm	≤ 1100 mm	> 1100 mm	≤ 1400 mm	> 1400 mm	≤ 1800 mm	> 1800 mm
	Type of Rodkicker	05 Standard	10 Standard	10 Long	20 Standard	20 Long	30 Standard	30 Long
	Min. length (L)	1150 mm	1360 mm	1670 mm	1720 mm	2260 mm	2200 mm	2700 mm
	Without gas spring* Art. No.	058-036-05	058-036-10	058-036-13	076-046-10	076-046-13	094-056-10	094-056-13
	With gas spring (normal)* Art. No.	058-036-06	058-036-11	058-036-14	076-046-11	076-046-14	094-056-11	094-056-14
	Spring force =	0.7 kN	0.6 kN	0.6 kN	1.2 kN	1.2 kN	2.5 kN	2.5 kN
	With gas spring (hard)* Art. No.	-	058-036-12	058-036-15	076-046-12	076-046-15	094-056-12	094-056-15
	Spring force =	-	1.2 kN	1.2 kN	2.5 kN	2.5 kN	5 kN	5 kN
	With gas spring (extra hard)* Art. No.	-	058-036-16	058-036-17	076-046-16	076-046-17	-	-
	Spring force =	-	2.5 kN	2.5 kN	5 kN	5 kN	-	-
Safe working load	8 kN	12 kN	12 kN	18 kN	18 kN	38 kN	38 kN	
	Supplementary kit with normal gas spring. Art. No.	308-038-03	308-070-03		308-071-03		308-072-03	
	Spring force =	0.7 kN	0.6 kN		1.2 kN		2.5 kN	
	Supplementary kit with hard gas spring. Art. No.	-	308-071-04		308-072-04		308-073-04	
Spring force =	-	1.2 kN		2.5 kN		5 kN		
Supplementary kit with extra hard spring. Art. No.	-	308-072-05		308-073-05		-		
Spring force =	-	2.5 kN		5 kN		-		
	Lower fitting	Lower fitting A = 9, Ø B = 10, C = 20 Clevis pin 165-207	Lower fitting A = 9, Ø B = 10, C = 20 Clevis pin 165-207		Lower fitting A = 11, Ø B = 12, C = 20 Clevis pin 165-404		Lower fitting A = 14, Ø B = 16, C = 30 Clevis pin 165-556	
	Upper fitting	Upper fitting S = 7, Ø T = 10, W = 12 Clevis pin 165-205	Upper fitting S = 7, Ø T = 10, W = 12 Clevis pin 165-205		Upper fitting S = 12, Ø T = 12, W = 14 Clevis pin 165-409		Upper fitting S = 11, Ø T = 16, W = 16 Clevis pin 165-555	

* Kicking strap tackle not included.

Gas spring, conventional mast

Boom section 86/59	B087	B104	B120	B120	B135	143/76	B152	B171	B200	B200	B250	
Weight, kg/m	2	1.75	2.0	2.5	2.5	2.9	3.3	4.0	4.6	6	6	7.5
Circ., mm	240	240	300	330	330	370	390	420	460	550	550	680
XBH, mm												
Maximum E* normal spring/hard spring/extra hard spring												
Rodkicker	Type 05			Type 10 (S/L)				Type 20 (S/L)		Type 30 (S/L)		
600	3.4	3.6	3.4	3.1	3.0/4.0/5.4 (S)	2.6/3.6/4.9 (S)	2.4/3.3/4.6 (S)					
700	3.7	3.8	3.7	3.4	3.3/4.4/- (S)	2.8/3.9/5.3 (S)	2.7/3.6/5.0 (S)					
800	3.9	4.0	3.8	3.6	3.4/4.6/- (S)	3.0/4.2/5.7 (S)	2.9/3.6/5.4 (S)	2.7/3.7/5.1 (S)	3.4/4.7/- (S)			
900	4.0	4.1	4.0	3.8	3.6/4.8/- (S)	3.2/4.4/- (S)	3.1/4.1/5.7 (S)	2.9/3.9/5.3 (S)	3.6/5.1/- (S)	-/4.4/6.0 (S)	4.4/5.9 (S)**	3.9/5.4 (S)**
1000					3.7/5.0/- (S)	3.4/4.5/- (S)	3.2/4.3/5.9 (S)	3.0/4.1/5.5 (S)	3.8/5.3/- (S)	3.3/4.7/6.3 (S)	4.7/6.3 (S)**	4.2/5.8 (S)**
1100					3.9/5.2/- (S)	3.5/4.7/- (S)	3.4/4.6/6.2 (S)	3.1/4.3/5.9 (S)	4.0/5.5/- (S)	3.5/4.9/6.6 (S)	5.0/6.7 (S)**	4.5/6.1 (S)
1200					4.0/5.4/- (L)	3.7/4.9/- (L)	3.5/4.7/6.4 (L)	3.2/4.4/6.0 (L)	4.2/5.7/- (S)	3.7/5.2/6.9 (S)	5.2/7.0 (S)	4.7/6.4 (S)
1300					4.2/- (L)	3.7/5.0/- (L)	3.6/4.8/6.5 (L)	3.3/4.5/6.2 (L)	4.3/5.8/- (S)	3.8/5.3/7.1 (S)	5.4/7.2 (S)	4.9/6.6 (S)
1400							3.6/4.9/6.6 (L)	3.4/4.6/6.3 (L)	4.4/6.0/- (S)	3.9/5.4/7.3 (S)	5.6/7.4 (S)	5.0/6.8 (S)
1500									4.6/6.3/- (L)	4.0/5.5/7.4 (S)	5.7/7.7 (S)	5.2/7.0 (S)
1600									4.7/6.4/- (L)	4.3/5.9/7.9 (L)	5.9/7.8 (S)	5.3/7.2 (S)
1700										4.3/6.0/8.0 (L)	6.0/8.0 (S)	5.4/7.4 (S)
1800											6.2/8.3 (L)	5.5/7.5 (L)
1900												5.8/7.8 (L)
2000												5.9/8.0 (L)



Rodkicker Type 05.

Gas spring, furling mast

Boom section	B120	B120	B135	143/76	B152	B171	B200	B200	B250	
Weight, kg/m	2.5	2.5	2.9	3.3	4	4.6	6	6	7.5	
Circ., mm	330	330	370	390	420	460	550	550	680	
XBH, mm										
Maximum E* normal spring/hard spring/extra hard spring										
Rodkicker	Type 05	Type 10 (S/L)			Type 20 (S/L)			Type 30 (S/L)		
600	3.5	3.3/4.5/- (S)	2.8/4.0/- (S)	2.3/3.4/5.0 (S)						
700	4.0	3.7/5.4/- (S)	3.2/4.5/- (S)	2.7/3.9/5.7 (S)	2.5/3.6/5.3 (S)					
800	4.3	4.0/5.8/- (S)	3.5/5.0/- (S)	3.0/4.3/6.4 (S)	2.8/4.0/5.8 (S)	3.6/5.2/- (S)				
900		4.3/5.9/- (S)	3.7/5.3/- (S)	3.3/4.7/6.9 (S)	3.0/4.4/6.3 (S)	3.9/5.7/- (S)	-/4.6/6.6 (S)	4.4/6.3 (S)**	3.8/5.4 (S)**	
1000		4.5/- (S)	3.9/5.5/- (S)	3.5/5.0/- (S)	3.2/4.7/- (S)	4.2/6.2/- (S)	-/5.1/7.3 (S)	4.9/7.0 (S)***	4.2/6.0 (S)	
1100		4.7/- (S)	4.1/5.9/- (S)	3.7/5.4/- (S)	3.4/4.9/- (S)	4.5/6.6/- (S)	-/5.5/7.9 (S)	5.4/7.6 (S)	4.6/6.6 (S)	
1200		5.0/- (L)	4.2/- (L)	3.9/5.6/- (L)	3.6/5.2/- (L)	4.7/6.8/- (S)	3.9/5.8/8.4 (S)	5.8/8.2 (S)	4.9/7.1 (S)	
1300		5.2/- (L)	4.3/- (L)	4.0/5.8/- (L)	3.7/5.3/- (L)	4.9/7.1/- (S)	4.1/6.1/8.7 (S)	6.1/8.7 (S)	5.2/7.5 (S)	
1400				4.1/5.9/- (L)	3.8/5.4/- (L)	5.0/7.3/- (S)	4.3/6.3/9.0 (S)	6.4/9.2 (S)	5.5/7.9 (S)	
1500						5.3/- (L)	4.4/5.6/9.3 (S)	6.7/- (S)	5.8/8.2 (S)	
1600						5.4/- (L)	4.7/6.9/- (L)	6.9/- (S)	5.9/8.5 (S)	
1700							4.9/7.1/- (L)	7.1/- (S)	6.2/8.8 (S)	
1800								7.4/- (S)	6.3/9.0 (S)	
1900								7.6/- (L)	6.6/9.4 (L)	
2000									6.7/9.6 (L)	

S = Standard L = Long XBH: See page 87.

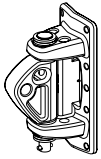

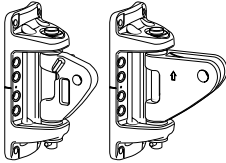
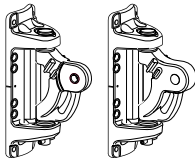
Circ. = Circumference (lists extend beyond the Seldén boom range, to allow selection of the correct Rodkicker for other booms).

* The maximum E (sail foot length) ** An extra hard spring is available. Please contact your Seldén dealer. *** Boom slider 511-599-01 required.

Rodkicker brackets



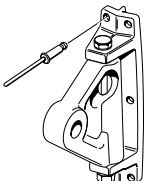
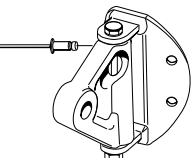
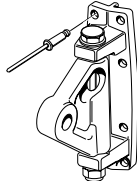
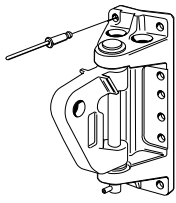
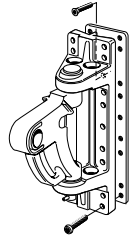
Rodkicker mast brackets, C-sections and F-sections

	Mast section	Boom section	Rodkicker brackets Type 05, 10 och 20 Art. No.	Rodkicker Type 30	Bracket dimensions	Fasteners Art. No.
	C156-C175	B087-B104	508-788-12 Toggle (AL): Width: 20 mm Hole: Ø 10 mm		Height: 130 mm Width: 55 mm	10 pop rivets 167-006
	F176-F194 C156-C193	B120-B171	508-231-12 Toggle (AL): Width: 20 mm Hole: Ø 12,5 mm		Height: 160 mm Width: 61 mm	12 pop rivets 167-002
	C211-C245	B120-B200	508-257-12 Toggle (AL): Width: 20 mm Hole: Ø 12,5 mm	508-257-14 Toggle (ST): Width: 30 mm Hole: Ø 16,5 mm	Height: 174 mm Width: 71 mm	
	F212-F246	B120-B200	508-257-22 Toggle (ST): Width: 20 mm Hole: Ø 12,5 mm	508-257-24 Toggle (ST): Width: 30 mm Hole: Ø 16,5 mm		
	C264-C285	B171	508-233-12 Toggle (ST): Width: 15 mm Hole: Ø 16,5 mm		Height: 242 mm Width: 81 mm	12 screws 155-621 (MRT 6 x 20, in backing plate)
	F265-F285	B171	508-233-22 Toggle (ST): Width: 15 mm Hole: Ø 16,5 mm			12 screws 155-622 (MRT 6 x 25, in backing plate + 2 pop rivets 167-008)
	F265-F305	B200-B250		508-233-24 Toggle (ST): Width: 30 mm Hole: Ø 16,5 mm		
	C264-C304	B200-B250		508-233-14 Toggle (ST): Width: 30 mm Hole: Ø 16,5 mm		

AL = Aluminium ST = Stainless steel



Rodkicker mast brackets, E-sections, D-sections and R-sections

Fitting	Mast section	Kicker brackets (incl. fasteners) Art. No.	Dimensions mm	Boom section	Rodkicker Type	Fasteners Art. No.	Fasteners dia. x length mm
	E122, E130, E138 D109, D121, D129	508-042-03	Bracket Height: 127 Width: 36 Back angle: 10° Toggle Width: 20 Hole: Ø 10.5	86/59 85/58	05 10	6 pop rivets 167-006	4.8 x 16.5
	For pear shaped mast sections	508-052-03	Bracket Height: 80 Width: 63 Back angle: 45° Toggle Width: 20 Hole: Ø 10.5	86/59 85/58	05 10	4 pop rivets 167-004	6.4 x 12.7
	D109, D121, D129, D137, D146, D160 E122, E130, E138, E155, E170	508-040-03	Bracket Height: 138 Width: 44 Back angle: 10° Toggle Width: 20 Hole: Ø 10.5	B120 111/75 128/90	05 10	8 pop rivets 167-002	6.4 x 17.8
	E-sections from E170	508-168-62	Bracket Height: 179 Width: 63 Back angle: 10° Toggle Width: 20 Hole: Ø 12.5	143/76 B171	10	12 pop rivets 167-027	6.4 x 25
	R190, R213, R235	508-168-32			20	12 pop rivets 167-002	6.4 x 17.8
	R232, R260	508-151-12			10 20	10 pop rivets 167-027 + backing plate	6.4 x 25
	E-sections from E189	508-152-12	Bracket Height: 275 Width: 70 Back angle: 10° Toggle Width: 30 Hole: Ø 16.5	B200 B250	30	18 pop rivets 167-027	6.4 x 25
		508-152-32			30	18 screws 155-803 + 2 screws 162-024	MRT 6 x 50 + MFT 6 x 40 + backing plate
	R-sections	508-153-32			B200 B250	30	10 screws 155-802 + 9 x 155-622 + 6 x 162-032 + backing plate



Rodkicker boom brackets

Description, mm	Art. No.	Boom section	Rodkicker Type
	511-556-02	85/58, 86/59	05 10
	511-643-01	B087, B104	05 10
	511-800-01	B120, 111/75 B135, 128/90 143/76, 150/105 B152, 162/125 B171, B190	05 10 20
	511-801-01	B200, B230 B250	30
	511-599-01	B300	30
	Slider 511-513-01 Track 515-504-05 (Radius 34) 515-501-03 (Radius 50)		10
	Slider 511-513-02 Track 515-501-04 (Radius 50)		20

Universal mast brackets

Universal boom brackets

	Art. No.	Dimensions mm	Rodkicker Type	Fasteners
	508-403-01	Length: 250 Width: 9	10 20	6 screws included
	508-403-02	Hole: Ø13		6 pop rivets included

	Art. No.	Dimensions mm	Rodkicker Type	Fasteners
	508-237-01	Bracket Height: 185 Width: 20 Hole: Ø12.5	10	No fasteners incl.
	508-237-02		20	10 screws included
	508-237-03			10 pop rivets incl.

Please visit:

www.seldenmast.com for assembly instructions.

DINGHIESKEELBOATSYACHTS

Seldén Mast AB, Sweden
Tel +46 (0)31 69 69 00
Fax +46 (0)31 29 71 37
e-mail info@seldenmast.com

Seldén Mast Limited, UK
Tel +44 (0)1329 50 40 00
Fax +44 (0)1329 50 40 49
e-mail info@seldenmast.co.uk

Seldén Mast Inc., USA
Tel +1 843-760-6278
Fax +1 843-760-1220
e-mail info@seldenus.com

Seldén Mast A/S, Denmark
Tel +45 39 18 44 00
Fax +45 39 27 17 00
e-mail info@seldenmast.dk

**Seldén Mid Europe B.V.,
Netherlands**
Tel +31 (0)111-698 120
Fax +31 (0)111-698 130
e-mail info@seldenmast.nl

Seldén Mast SAS, France
Tel +33 (0)251 362 110
Fax +33 (0)251 362 185
e-mail info@seldenmast.fr

Seldén Mast Asia Ltd, Hong Kong
Tel +852 3572 0613
Fax +852 3572 0623
e-mail info@seldenmast.com.hk

The Seldén Group is the world's leading manufacturer of mast and rigging systems in carbon and aluminium for dinghies, keelboats and yachts. The range was extended with deck hardware in 2008.

The Group consists of Seldén Mast AB in Sweden, Seldén Mast A/S in Denmark, Seldén Mast Ltd in the UK, Seldén Mid Europe B.V. in the Netherlands, Seldén Mast SAS in France, Seldén Mast Inc. in the USA and Seldén Mast Asia Ltd in Hong Kong.

Our well known brands are Seldén and Furlex.

The worldwide success of Furlex has enabled us to build a network of over 750 authorised dealers covering the world's marine markets. So wherever you sail, you can be sure of fast access to our service, spare parts and know-how.

www.seldenmast.com SELDÉN and FURLEX are registered trademarks of Seldén Mast AB.

 **SELDÉN**
for sailing